



Some products have limited geographic offerings. Contact your Area Sales Manager for product availability.



INSULATION SPECIFICATIONS

SUBMITTAL SHEET




submitted to:	<input type="text"/>
submitted by:	<input type="text"/>
date:	<input type="text"/>
job reference:	<input type="text"/>
job name:	<input type="text"/>



OWENS CORNING INSULATING SYSTEMS, LLC
ONE OWENS CORNING PARKWAY
TOLEDO, OHIO, USA 43659

1-800-GET PINK™
www.owenscorning.com



Pub. No. 18651-K. Printed in U.S.A. January 2007. THE PINK PANTHER™ & © 1964-2007 Metro-Goldwyn-Mayer Studios Inc. All Rights Reserved. The color PINK is a registered trademark of Owens Corning. © 2007 Owens Corning.

The GREENGUARD INDOOR AIR QUALITY CERTIFIED Mark is a certification mark used under license through the GREENGUARD Environmental Institute.



Thermal Batt Insulation – Unfaced Fiber Glass



Unfaced Thermal Batt Insulation is designed to improve the thermal performance of wall and roof/ceiling assemblies. Thermal Batts fit tightly between framing and are held in place by friction.

Cathedral Batts are designed to fit tightly between cathedral rafters and when properly installed, still provide the necessary air ventilation space above the insulation.

Unfaced

Technical Data

R-value	Width	Length	Thickness
Metal Frame Construction			
13	<input type="checkbox"/> 16"/406mm <input type="checkbox"/> 24"/609mm		<input type="checkbox"/> 96"/2438mm 3 1/2"/89mm
15	<input type="checkbox"/> 16"/406mm <input type="checkbox"/> 24"/609mm		<input type="checkbox"/> 96"/2438mm 3 1/2"/89mm
19	<input type="checkbox"/> 16"/406mm <input type="checkbox"/> 24"/609mm	<input type="checkbox"/> 48"/1219mm	<input type="checkbox"/> 96"/2438mm 6 1/4"/159mm
21	<input type="checkbox"/> 16"/406mm <input type="checkbox"/> 24"/609mm		<input type="checkbox"/> 96"/2438mm 5 1/2"/139mm
Wood Frame Construction			
11	<input type="checkbox"/> 15"/381mm <input type="checkbox"/> 19 1/4"/488mm* <input type="checkbox"/> 23"/584mm	<input type="checkbox"/> 93"/2362mm	<input type="checkbox"/> 105"/2664mm* 3 1/2"/89mm
13	<input type="checkbox"/> 11"/279mm* <input type="checkbox"/> 19 1/4"/488mm*	<input type="checkbox"/> 93"/2362mm	3 1/2"/89mm
13	<input type="checkbox"/> 15"/381mm <input type="checkbox"/> 23"/584mm*	<input type="checkbox"/> 93"/2362mm	<input type="checkbox"/> 105"/2664mm 3 1/2"/89mm
15	<input type="checkbox"/> 15"/381mm <input type="checkbox"/> 23"/584mm	<input type="checkbox"/> 93"/2362mm	<input type="checkbox"/> 105"/2664mm* 3 1/2"/89mm
19	<input type="checkbox"/> 15"/381mm <input type="checkbox"/> 23"/584mm	<input type="checkbox"/> 93"/2362mm	<input type="checkbox"/> 105"/2664mm* 6 1/4"/159mm
19	<input type="checkbox"/> 19 1/4"/488mm	<input type="checkbox"/> 48"/1219mm	6 1/4"/159mm
21	<input type="checkbox"/> 15"/381mm <input type="checkbox"/> 23"/584mm	<input type="checkbox"/> 93"/2362mm	5 1/2"/139mm
Roof/Ceiling Construction			
19	<input type="checkbox"/> 15"/381mm <input type="checkbox"/> 23"/584mm	<input type="checkbox"/> 48"/1219mm	<input type="checkbox"/> 93"/2362mm 6 1/4"/159mm
19	<input type="checkbox"/> 16"/406mm <input type="checkbox"/> 19 1/4"/488mm <input type="checkbox"/> 24"/609mm	<input type="checkbox"/> 48"/1219mm	<input type="checkbox"/> 96"/2438mm 6 1/4"/159mm
22	<input type="checkbox"/> 15"/381mm <input type="checkbox"/> 23"/584mm* <input type="checkbox"/> 24"/609mm	<input type="checkbox"/> 48"/1219mm*	6 3/4"/171mm
25	<input type="checkbox"/> 15"/381mm <input type="checkbox"/> 23"/584mm*		<input type="checkbox"/> 96"/2438mm* 8"/203mm
25	<input type="checkbox"/> 16"/406mm <input type="checkbox"/> 19 1/4"/488mm <input type="checkbox"/> 24"/609mm		<input type="checkbox"/> 96"/2438mm 8"/203mm
30	<input type="checkbox"/> 15"/381mm <input type="checkbox"/> 23"/584mm*	<input type="checkbox"/> 48"/1219mm*	9 1/2"/241mm
30	<input type="checkbox"/> 16"/406mm <input type="checkbox"/> 19 1/4"/488mm <input type="checkbox"/> 24"/609mm	<input type="checkbox"/> 48"/1219mm	9 1/2"/241mm
30C	<input type="checkbox"/> 15 1/2"/394mm <input type="checkbox"/> 23 3/4"/603mm	<input type="checkbox"/> 48"/1219mm	8 1/4"/209mm
38	<input type="checkbox"/> 16"/406mm <input type="checkbox"/> 24"/609mm	<input type="checkbox"/> 48"/1219mm	12"/305mm
38C	<input type="checkbox"/> 15 1/2"/394mm <input type="checkbox"/> 23 3/4"/603mm	<input type="checkbox"/> 48"/1219mm	10 1/4"/260mm

* limited geographic offering.

Unfaced Thermal Batt Insulation complies with the property requirements of ASTM C 665, Type I and ASTM E 136.

Surface Burning Characteristics/Building Code Construction Classification

Flame Spread	Smoke Developed	ICC	ICBO	BOCA	SBCCI
25	50	All Types	All Types	All Types	All Types

Commercial Products	STANDARD SPECIFICATIONS						
	ASTM C 553	ASTM C 612	ASTM C 665	ASTM E 84*	ASTM E 136	ASTM E 119	UL 723
Thermal Batt Insulation Unfaced			TYPE I	25, 50	X		US 20, 20 CAN 25, 50
Thermal Batt Insulation Foil Faced			TYPE III, CL. B&C	75, 150			
Thermal Batt Insulation Kraft-Faced			TYPE II, CL. C	N/R			
PROPINK FastBatt Insulation			TYPE II, CL. C	N/R			
QuietZone Acoustic Batt Insulation			TYPE II, CL. C	25, 50			
QuietZone Shaftwall Insulation			TYPE I	25, 50		X	US 20, 20 CAN 25, 50
PROPINK Loosefill Insulation				25, 50	X		
ThermaGlas Loosefill Insulation				25, 50	X		
Advanced ThermaCube Plus Loosefill Insulation				25, 50	X		
Flame Spread 25 FSK Faced			TYPE III CL. A	25, 50			
Flame Spread 25 Extended Flanges PSK Faced			TYPE II CL. A	25, 50			
Sound Attenuation Batt Insulation			TYPE I	25, 50	X		US 20, 20 CAN 25, 50
Sonobatts Insulation Unfaced			TYPE I	25, 50	X		US 20, 20 CAN 25, 50
Sonobatts Insulation Kraft-Faced			TYPE II, CL.C	N/R			
Curtainwall Insulation Unfaced		TYPE IA & IB		20, 20	X		US 15, 0 CAN 25, 50
Curtainwall Insulation FSK Faced		TYPE IA & IB		25, 50			
700 Series Insulation							
701 Unfaced	TYPE III		TYPE I	20, 20			US 20, 20 CAN 25, 50
711 Unfaced	TYPE III		TYPE I	20, 20			US 20, 20 CAN 25, 50
703 Unfaced				15, 0			US 15, 0 CAN 25, 50
703 ASJ Faced		TYPE IA & IB		25, 50			
703 FSK Faced		TYPE IA & IB		25, 50			
705 Unfaced		TYPE IA & IB		15, 0			US 15, 0 CAN 25, 50
705 ASJ Faced		TYPE IA & IB		25, 50			
705 FSK Faced		TYPE IA & IB		25, 50			

*Values listed as 25, 50 are within the code requirement maximums.



Owens Corning is committed to helping you improve your energy performance and make your buildings Energy Star buildings.

R-values differ. Find out why in the seller's fact sheet on R-values. Higher R-values mean greater insulating power.

Thermal Batt Insulation – Kraft Faced Fiber Glass



Kraft-faced Thermal Batt Insulation is designed to improve the thermal performance of wall and roof/ceiling assemblies. Kraft-faced Thermal Batts have a strong asphalt-coated paper facing on one side. Stapling flanges are provided for standard wood frame widths.

Cathedral Batts are designed to fit tightly between cathedral rafters without stapling the flanges and when properly installed, still provide the necessary air ventilation space above the insulation.

Kraft Faced
Perm Rating 1

Technical Data

R-value*	Width	Length	Thickness
Metal Frame Construction			
11	<input type="checkbox"/> 16"/406mm <input type="checkbox"/> 24"/609mm	<input type="checkbox"/> 48"/1219mm*	<input type="checkbox"/> 96"/2438mm <input type="checkbox"/> 3 1/2"/89mm
13	<input type="checkbox"/> 16"/406mm		<input type="checkbox"/> 96"/2438mm <input type="checkbox"/> 3 1/2"/89mm
19	<input type="checkbox"/> 16"/406mm <input type="checkbox"/> 24"/609mm	<input type="checkbox"/> 48"/1219mm	<input type="checkbox"/> 96"/2438mm <input type="checkbox"/> 6 1/4"/159mm
Wood Frame Construction			
11	<input type="checkbox"/> 15"/381mm <input type="checkbox"/> 23"/584mm	<input type="checkbox"/> 93"/2362mm <input type="checkbox"/> 105"/2664mm	<input type="checkbox"/> 3 1/2"/89mm
13	<input type="checkbox"/> 11"/279mm	<input type="checkbox"/> 93"/2362mm	<input type="checkbox"/> 3 1/2"/89mm
13	<input type="checkbox"/> 15"/381mm <input type="checkbox"/> 19 1/4"/488mm*	<input type="checkbox"/> 23"/584mm	<input type="checkbox"/> 93"/2362mm <input type="checkbox"/> 105"/2664mm <input type="checkbox"/> 3 1/2"/89mm
15	<input type="checkbox"/> 15"/381mm	<input type="checkbox"/> 23"/584mm	<input type="checkbox"/> 93"/2362mm <input type="checkbox"/> 105"/2664mm*
19	<input type="checkbox"/> 11"/279mm		<input type="checkbox"/> 93"/2362mm <input type="checkbox"/> 6 1/4"/159mm
19	<input type="checkbox"/> 15"/381mm <input type="checkbox"/> 19 1/4"/488mm	<input type="checkbox"/> 23"/584mm	<input type="checkbox"/> 93"/2362mm <input type="checkbox"/> 105"/2664mm*
21	<input type="checkbox"/> 15"/381mm	<input type="checkbox"/> 23"/584mm	<input type="checkbox"/> 93"/2362mm <input type="checkbox"/> 5 1/2"/139mm
Floor/Roof/Ceiling Construction			
19	<input type="checkbox"/> 11"/279mm <input type="checkbox"/> 15"/381mm	<input type="checkbox"/> 23"/584mm	<input type="checkbox"/> 48"/1219mm <input type="checkbox"/> 93"/2362mm <input type="checkbox"/> 6 1/4"/159mm
19	<input type="checkbox"/> 16"/406mm <input type="checkbox"/> 19 1/4"/488mm	<input type="checkbox"/> 24"/609mm	<input type="checkbox"/> 48"/1219mm <input type="checkbox"/> 96"/2438mm <input type="checkbox"/> 6 1/4"/159mm
22	<input type="checkbox"/> 15"/381mm	<input type="checkbox"/> 23"/584mm	<input type="checkbox"/> 48"/1219mm <input type="checkbox"/> 6 3/4"/171mm
25	<input type="checkbox"/> 15"/381mm	<input type="checkbox"/> 23"/584mm	<input type="checkbox"/> 48"/1219mm* <input type="checkbox"/> 8"/203mm
30	<input type="checkbox"/> 12"/305mm <input type="checkbox"/> 19 1/4"/488mm		<input type="checkbox"/> 48"/1219mm <input type="checkbox"/> 9 1/2"/241mm
30	<input type="checkbox"/> 16"/406mm	<input type="checkbox"/> 24"/609mm	<input type="checkbox"/> 48"/1219mm <input type="checkbox"/> 9 1/2"/241mm
30C	<input type="checkbox"/> 15 1/2"/394mm	<input type="checkbox"/> 23 3/4"/603mm	<input type="checkbox"/> 48"/1219mm <input type="checkbox"/> 8 1/4"/209mm
38	<input type="checkbox"/> 16"/406mm <input type="checkbox"/> 19 1/4"/488mm	<input type="checkbox"/> 24"/609mm	<input type="checkbox"/> 48"/1219mm <input type="checkbox"/> 12"/305mm
38C	<input type="checkbox"/> 15 1/2"/394mm	<input type="checkbox"/> 23 3/4"/603mm	<input type="checkbox"/> 48"/1219mm <input type="checkbox"/> 10 1/4"/260mm

* limited geographic offering.

Kraft-faced Thermal Batt Insulation complies with the property requirements of ASTM C 665, Type II, Class C.

Surface Burning Characteristics/Building Code Construction Classification

Flame Spread	Smoke Developed	ICC	ICBO	BOCA	SBCCI
N/R	N/R	III, IV, V	III, IV, V	3, 4, 5	III, V, VI

Kraft-faced Insulation will burn and must not be left exposed. The facing must be installed in substantial contact with the finish material. Protect facing from open flame or heat source.

Thermal Batt Insulation – Foil Faced Fiber Glass



Technical Data

R-value*	Width		Length	Thickness
Metal Frame Construction				
11	<input type="checkbox"/> 16"/406mm	<input type="checkbox"/> 24"/609mm	<input type="checkbox"/> 96"/2438mm	3 1/2"/89mm
13	<input type="checkbox"/> 16"/406mm	<input type="checkbox"/> 24"/609mm	<input type="checkbox"/> 96"/2438mm	3 1/2"/89mm
19	<input type="checkbox"/> 16"/406mm	<input type="checkbox"/> 24"/609mm	<input type="checkbox"/> 96"/2438mm	6 1/4"/159mm

R-value*	Width		Length	Thickness
Floor/Roof/Ceiling Construction				
19	<input type="checkbox"/> 16"/406mm	<input type="checkbox"/> 24"/609mm	<input type="checkbox"/> 96"/2438mm	6 1/4"/159mm
30	<input type="checkbox"/> 16"/406mm	<input type="checkbox"/> 24"/609mm	<input type="checkbox"/> 48"/1219mm	9 1/2"/241mm

Foil faced Thermal Batt Insulation complies with the property requirements of ASTM C 665, Type III, Class B and C.

- Foil faced**
Perm Rating 0.50

Foil faced Thermal Batt Insulation is designed to improve the thermal performance of wall and roof/ceiling assemblies. Foil faced Thermal Batts have an aluminum foil kraft facing on one side. Stapling flanges are provided for standard wood framing widths.

Surface Burning Characteristics/Building Code Construction Classification

Flame Spread	Smoke Developed	ICC	ICBO	BOCA	SBCCI
75	150	III, IV, V	III, IV, V	All Types	All Types

Foil faced Insulation will burn and must not be left exposed. The facing must be installed in substantial contact with the finish material. Protect facing from open flame or heat source.

PROPINK FastBatt® Insulation



Technical Data

R-value*	Width		Length	Thickness
13	<input type="checkbox"/> 15 1/4"/387mm	<input type="checkbox"/> 93"/2362mm	<input type="checkbox"/> 105"/2664mm	3 1/2"/89mm
15	<input type="checkbox"/> 15"/381mm	<input type="checkbox"/> 93"/2362mm		3 1/2"/89mm
19	<input type="checkbox"/> 15 1/4"/387mm	<input type="checkbox"/> 93"/2362mm		6 1/4"/159mm
21	<input type="checkbox"/> 15"/381mm	<input type="checkbox"/> 93"/2362mm	<input type="checkbox"/> 105"/2664mm	5 1/2"/139mm

Surface Burning Characteristics/Building Code Construction Classification

Flame Spread	Smoke Developed	ICBO	BOCA	SBCCI	ICCN/A
N/R	N/R	III, IV, & V	3, 4, & 5	III, IV, & V	III, IV, & V

Federal Specification HH-1-521F has been canceled and is replaced by ASTM C 665.

R-values differ. Find out why in the seller's fact sheet on R-values.

Higher R-value means greater insulating power.

Desiccant method


Kraft-faced Insulation will burn and must not be left exposed. The facing must be installed in substantial contact with the finish material. Protect facing from open flame or heat source.

- Kraft Faced**
Perm Rating 1

PROPINK FastBatt™ Insulation is a flexible, fiber glass insulation batt with a flangeless kraft facing. This product is designed for "friction fit" application, requiring no stapling to hold the batt in the cavity.

In addition the kraft facing provides a vapor retarder membrane required by most building codes.

Shaftwall Insulation



- Unfaced**

Shaftwall Insulation is designed to improve the thermal and acoustical performance of shaftwall partition systems. Shaftwall Insulation can improve shaftwall STC ratings.

Technical Data

R-value*	Width		Length	Thickness
5.8	<input type="checkbox"/> 24"/609mm	<input type="checkbox"/> 48"/1219mm	<input type="checkbox"/> 96"/2438mm	1 1/2"/38mm
5.8	<input type="checkbox"/> 24"/609mm	<input type="checkbox"/> 96"/2438mm		1 1/2"/38mm

Shaftwall Insulation complies with ASTM C 665, Type I, and ASTM C 553.

*96" length can be made to order.

Surface Burning Characteristics/Building Code Construction Classification

Products	Flame Spread	Smoke Developed	ICBO	ICC	BOCA	SBCCI
Shaftwall Insulation	20	20	All Types	All Types	All Types	All Types

Shaftwall System

STC	Test No.	Construction Description	Fire Test
47	NGC-2616*	Unbalanced wall, 1" shaftliner one side, 2 layers 1/2" type "x" gypsum drywall other side; 2 1/2" I-studs, 1 1/2" Shaftwall Insulation	2 Hr. UL U497
45	NGC-2617*	Unbalanced wall, 1" shaftliner and 1 layer 1/2" type "x" gypsum drywall one side, 1 layer 1/2" type "x" gypsum drywall other side; 2 1/2" I-studs, 1 1/2" Shaftwall Insulation	2 Hr. UL U498
42	NGC-2542*	Single layer wall, 1" shaftliner one side, 5/8" type "x" gypsum drywall other side; 2 1/2" I-studs, 1 1/2" Shaftwall Insulation	1 Hr. UL U499

* Reprinted with the permission of National Gypsum Company.

Curtainwall Insulation Fiber Glass



- Unfaced**
- FSK-faced**
Perm Rating 0.10

Curtainwall Insulation is designed for use as a thermal and acoustical insulation in commercial curtainwall systems. Semi-rigid Curtainwall Insulation is available in unfaced or faced with FSK foil-scrim kraft. Curtainwall Insulation is a 2.25 PCF board product composed of inorganic glass fibers.

Technical Data

R-value*	Width		Length	Thickness
Density 2.25 pcf	4.3	<input type="checkbox"/> 24"/609mm	<input type="checkbox"/> 48"/1219mm	1"/25mm
K-value .23	6.5	<input type="checkbox"/> 24"/609mm	<input type="checkbox"/> 48"/1219mm	1 1/2"/38mm
	8.7	<input type="checkbox"/> 24"/609mm	<input type="checkbox"/> 48"/1219mm	2"/51mm
	10.9	<input type="checkbox"/> 24"/609mm	<input type="checkbox"/> 48"/1219mm	2 1/2"/64mm
	13	<input type="checkbox"/> 24"/609mm	<input type="checkbox"/> 48"/1219mm	3"/76mm
	15.2	<input type="checkbox"/> 24"/609mm	<input type="checkbox"/> 48"/1219mm	3 1/2"/89mm
	17.4	<input type="checkbox"/> 24"/609mm	<input type="checkbox"/> 48"/1219mm	4"/102mm

Curtainwall Insulation/CW225 complies with the property requirements of ASTM 612, Type 1A and 1B.


CW 225 FRK-faced is NOT available in 1" thickness. All CW 225-FRK sizes are 2' x 4' only.

Surface Burning Characteristics/Building Code Construction Classification

Products	Flame Spread	Smoke Developed	ICBO	ICC	BOCA	SBCCI
Unfaced	20	20	All Types	All Types	All Types	All Types
FSK-faced	25	50	All Types	All Types	All Types	All Types

Curtainwall Insulation/CW 225 complies with Uniform Building Code (ICBO), National Building Code (BOCA), Standard Building Code (SBCCI) and International Building Code (ICC) model code requirements for building construction types listed above.

705 Board Insulation Fiber Glass



Technical Data

	R-value*	Width	Length	Thickness
Type 705	4.3	<input type="checkbox"/> 24"/609mm	<input type="checkbox"/> 48"/1219mm	1"/25mm
Density 6.0 pcf	6.5	<input type="checkbox"/> 24"/609mm	<input type="checkbox"/> 48"/1219mm	1 1/2"/38mm
K-value .23	8.7	<input type="checkbox"/> 24"/609mm	<input type="checkbox"/> 48"/1219mm	2"/51mm
	10.9	<input type="checkbox"/> 24"/609mm	<input type="checkbox"/> 48"/1219mm	2 1/2"/64mm
	13	<input type="checkbox"/> 24"/609mm	<input type="checkbox"/> 48"/1219mm	3"/76mm

Contact your local Owens Corning sales representative for made-to-order sizes and availability. 705 Insulation products comply with the property requirements of ASTM C 612, Type IA and IB.

- Unfaced FSK-faced
 ASJ-faced Perm Rating 0.02
 Perm Rating 0.02


705 Board Insulation is designed to improve thermal and acoustical performance in applications where greater strength and rigidity are desired. Semi-rigid 705 Board Insulation is available unfaced or faced with ASJ- all-service jacket or FSK foil-scrim- kraft. 705 Board Insulation is a 6.0 PCF board product composed of inorganic glass fibers.

Surface Burning Characteristics/Building Code Construction Classification

Products	Flame Spread	Smoke Developed	ICBO	ICC	BOCA	SBCCI
705 Unfaced	15	0	All Types	All Types	All Types	All Types
705 ASJ-faced	25	50	All Types	All Types	All Types	All Types
705 FSK-faced	25	50	All Types	All Types	All Types	All Types

700 Series Insulation complies with Uniform Building Code (ICBO), National Building Code (BOCA), Standard Building Code (SBCCI) and International Building Code (ICC) model code requirements for building construction types listed above.

711 Insulation Fiber Glass



Technical Data

	R-value*	Width	Length	Thickness
Type 711	4	<input type="checkbox"/> 24"/609mm	<input type="checkbox"/> 48"/1219mm	1"/25mm
Density 1.7 pcf	6	<input type="checkbox"/> 24"/609mm	<input type="checkbox"/> 48"/1219mm	1 1/2"/38mm
K-value .25	8	<input type="checkbox"/> 24"/609mm	<input type="checkbox"/> 48"/1219mm	2"/51mm
	10	<input type="checkbox"/> 24"/609mm	<input type="checkbox"/> 48"/1219mm	2 1/2"/64mm
	12	<input type="checkbox"/> 24"/609mm	<input type="checkbox"/> 48"/1219mm	3"/76mm
	16	<input type="checkbox"/> 24"/609mm	<input type="checkbox"/> 48"/1219mm	4"/102mm

Contact your local Owens Corning sales representative for made to order sizes and availability. 711 unfaced is also available in rolls. 711 Insulation products comply with the property requirements of ASTM C553, Type III and ASTM C665, Type I.

- Unfaced

711 Unfaced Insulation is designed to improve thermal and acoustical performance in applications where the insulation must conform to an irregular-shaped surface. 711 Insulation is light-weight, flexible and easy to fabricate. 711 Insulation is a 1.7 PCF semi-rigid product composed of inorganic glass fibers.

Surface Burning Characteristics/Building Code Construction Classification

Products	Flame Spread	Smoke Developed	ICBO	ICC	BOCA	SBCCI
711 Unfaced	20	20	All Types	All Types	All Types	All Types

700 Series Insulation complies with Uniform Building Code (ICBO), National Building Code (BOCA), Standard Building Code (SBCCI) and International Building Code (ICC) model code requirements for building construction types listed above.

PROPINK Complete™ Blown-in Wall System



Technical Data (insulation)

Nominal bag weight: 35 lbs.

R-value	Minimum Bags/1,000 ft²	Maximum Coverage/ Bag (ft²)	Minimum Weight Lb/Ft²	Minimum Thickness (inches)	Density (pcf)
15	15	66.7	0.525	3 1/2" (2" x 4")	1.8
23	23.6	42.4	0.825	5 1/2" (2" x 6")	1.8
31	30.4	32.9	1.063	7 1/2" (2" x 8")	1.7
39	39.6	25.2	1.388	9 1/4" (2" x 10")	1.8
47	48.2	20.7	1.688	11 1/4" (2" x 12")	1.8
56	58.4	17.1	2.043	13 1/4" (2" x 14")	1.85

Technical Data


Width (ft)	Length (ft)	Coverage (ft²)
9	611	5499
8	611	4888

Surface Burning Characteristics/Building Code Construction Classification

Test Method	Flame Spread	Smoke Developed
ULC S 102.2:	< 5	< 5
ASTM 84*	0	0

*ASTM standard E 84 is used solely to measure and describe properties of products in response to heat and flame under controlled laboratory conditions, and should not be used to describe or approve the fire hazard of materials under actual fire conditions. However, the results of these tests may be used as elements of a fire risk assessment that takes into account all of the factors pertinent to an assessment of the fire hazard of a particular end use. Values are reported to the nearest five rating.

Flame Spread 25 Insulation Fiber Glass



Technical Data

R-value*	Width	Length	Thickness	Facing**
Metal Frame Construction				
11	<input type="checkbox"/> 16"/406mm	<input type="checkbox"/> 24"/609mm	<input type="checkbox"/> 96"/2438mm	3 1/2"/89mm FSK
13	<input type="checkbox"/> 16"/406mm	<input type="checkbox"/> 24"/609mm	<input type="checkbox"/> 96"/2438mm	3 1/2"/89mm FSK/Poly
19	<input type="checkbox"/> 16"/406mm	<input type="checkbox"/> 24"/609mm	<input type="checkbox"/> 96"/2438mm	6 1/4"/159mm FSK/Poly
30	<input type="checkbox"/> 16"/406mm	<input type="checkbox"/> 24"/609mm	<input type="checkbox"/> 48"/2438mm	9 1/2"/241mm FSK/PSK
Wood Frame Construction				
13	<input type="checkbox"/> 15"/381mm		<input type="checkbox"/> 93"/2362mm	3 1/2"/89mm FSK/Poly
19	<input type="checkbox"/> 23"/584mm		<input type="checkbox"/> 93"/2362mm	6 1/4"/159mm FSK/PSK
21	<input type="checkbox"/> 15"/381mm	<input type="checkbox"/> 23"/584mm	<input type="checkbox"/> 93"/2362mm	5 1/2"/139mm Poly

*The higher the R-value, the greater the insulating power. Ask your Owens Corning representative for the fact sheet on R-values. Flame Spread 25 Thermal Batt Insulation with FSK complies with the property requirements of ASTM C665, Type III, Class A. PSK-faced complies with the property requirements of ASTM C665 Type II, Class A.

** Check local supplier for availability of different types of facings.

Surface Burning Characteristics/Building Code Construction Classification

Flame Spread	Smoke Developed	ICBO	BOCA	SBCCI
25	50	All Types	All Types	All Types

Flame Spread 25 Insulation is designed to improve the thermal performance of roof/ ceiling assemblies and other applications requiring a low flame spread vapor retarder. Flame Spread 25 Insulation is available in a reinforced foil laminate (Foil-Scrim-Kraft, FSK) or a light reflective white poly facing (Poly-Scrim-Kraft, PSK) which helps improve interior lighting. Facing is supplied with regular or extended flanges for easy installation. A single-layer white poly facing is also available where a lower strength facing is appropriate.

PROPINK® Black Bag Unbonded Fiber Glass Loosefill Insulation



PROPINK® Unbonded fiber glass Loosefill Insulation is designed to be mechanically blown into attics but may also be applied in the exterior walls or enclosed cavities of new or existing construction. The product consists of unbonded fiber glass insulation material packaged in bags.

PROPINK® Loosefill Black Bag insulation is for new residential construction wall or enclosed cavities for homes in Minnesota.

PROPINK® Red Bag Unbonded Fiber Glass Loosefill Insulation



PROPINK® Unbonded fiber glass Loosefill Insulation is designed to be mechanically blown into attics but may also be applied in the exterior walls or enclosed cavities of new or existing construction. The product consists of unbonded fiber glass insulation material packaged in bags.



Technical Data for Black Bag

PROPINK® Loosefill Black Bag - Open Attic Applications
Nominal Bag Weight: 35 lbs

R-value	Minimum Bags/1,000 net ft ²	Maximum Coverage/ Bag (ft ²)	Minimum Weight/ Sq Ft (Lbs)	Minimum Thickness (inches)
11	6.1	165.1	0.21	3 ³ / ₄
13	7.4	134.6	0.26	4 ¹ / ₂
19	10.5	95.1	0.37	6 ¹ / ₄
22	12.1	82.6	0.42	7 ¹ / ₄
30	16.9	59.2	0.59	10 ¹ / ₄
38	21.4	46.8	0.75	12 ³ / ₄
40	22.3	44.8	0.78	13 ¹ / ₂
44	24.5	40.7	0.86	14 ³ / ₄
49	27.4	36.5	0.96	16 ¹ / ₂
60	35.0	28.6	1.22	21

Surface Burning Characteristics/Building Code Construction Classification

Flame Spread	Smoke Developed	ICC	ICBO	BOCA	SBCCI
25	50	All Types	All Types	All Types	All Types

PROPINK® fiber glass loosefill insulation conforms to the product requirements of ASTM C 764 Type I (pneumatic application).

R-values are determined in accordance with ASTM C 687.

Passes the requirements of ASTM E 136 and is considered noncombustible by the model building codes.

PROPINK® insulation passes the requirements of ASTM C 764 section 12.8 – is noncorrosive, ASTM C 1104 – does not absorb moisture, and ASTM C1338 - does not support mold growth.

Technical Data for Red Bag

PROPINK® Loosefill Red Bag - Open Attic Applications
Nominal Bag Weight: 33 lbs

R-value	Minimum Bags/1,000 net ft ²	Maximum Coverage/ Bag (ft ²)	Minimum Weight/ Sq Ft (Lbs)	Minimum Thickness (inches)
11	5.7	176.9	0.187	4 ¹ / ₂
13	6.8	147.5	0.224	5 ¹ / ₄
19	10.1	99.5	0.332	7 ³ / ₄
22	11.5	87.2	0.378	8 ³ / ₄
28	13.6	73.4	0.450	10 ¹ / ₄
30	15.8	63.1	0.523	11 ³ / ₄
38	20.4	48.9	0.675	14 ³ / ₄
44	23.6	42.3	0.780	16 ³ / ₄
49	26.5	37.7	0.875	18 ¹ / ₂

Surface Burning Characteristics/Building Code Construction Classification

Flame Spread	Smoke Developed	ICC	ICBO	BOCA	SBCCI
0	0	All Types	All Types	All Types	All Types

PROPINK® fiber glass loosefill insulation conforms to the product requirements of ASTM C 764 Type I (pneumatic application).


R-values are determined in accordance with ASTM C 687.

Passes the requirements of ASTM E 136 and is considered noncombustible by the model building codes.

PROPINK® insulation passes the requirements of ASTM C 764 section 12.8 – is noncorrosive, ASTM C 1104 – does not absorb moisture, and ASTM C1338 - does not support mold growth.

Conforms to the quality standards of the State of California.

701 Insulation – Unfaced Fiber Glass



Unfaced

701 Unfaced Insulation is designed to improve thermal and acoustical performance in applications where the insulation must conform to an irregular-shaped surface. 701 Insulation is light-weight, flexible and easy to fabricate. 701 Insulation is a 1.5 PCF semi-rigid product composed of inorganic glass fibers.

Technical Data

	R-value*	Width	Length	Thickness
Type 701	4.2	<input type="checkbox"/> 24"/609mm	<input type="checkbox"/> 48"/1219mm	1"/25mm
Density 1.5 pcf	6.3	<input type="checkbox"/> 24"/609mm	<input type="checkbox"/> 48"/1219mm	1 ¹ / ₂ "/38mm
K-value .24	8.3	<input type="checkbox"/> 24"/609mm	<input type="checkbox"/> 48"/1219mm	2"/51mm
	10.4	<input type="checkbox"/> 24"/609mm	<input type="checkbox"/> 48"/1219mm	2 ¹ / ₂ "/64mm
	12.5	<input type="checkbox"/> 24"/609mm	<input type="checkbox"/> 48"/1219mm	3"/76mm
	14.6	<input type="checkbox"/> 24"/609mm	<input type="checkbox"/> 48"/1219mm	3 ¹ / ₂ "/89mm
	16.7	<input type="checkbox"/> 24"/609mm	<input type="checkbox"/> 48"/1219mm	4"/102mm

Product only available in 24' x 48' sizes.


701 Insulation products comply with the property requirements of ASTM C 553, Type III and ASTM C 665, Type I.

Surface Burning Characteristics/Building Code Construction Classification

Products	Flame Spread	Smoke Developed	ICBO	ICC	BOCA	SBCCI
701 Unfaced	20	20	All Types	All Types	All Types	All Types

700 Series Insulation complies with Uniform Building Code (ICBO), National Building Code (BOCA), Standard Building Code (SBCCI) and International Building Code (ICC) model code requirements for building construction types listed above.

703 Board Insulation Fiber Glass



Unfaced

FSK-faced

Perm Rating 0.02

ASJ-faced

Perm Rating 0.02

703 Board Insulation is designed to improve thermal and acoustical performance in applications where board-like properties are desired. Semi-rigid 703 Board Insulation is available unfaced or faced with ASJ all-service jacket or FSK foil-scrim-kraft. 703 Board Insulation is a 3.0 PCF product composed of inorganic glass fibers.

Technical Data

	R-value*	Width	Length	Thickness
Type 703	4.3	<input type="checkbox"/> 24"/609mm	<input type="checkbox"/> 48"/1219mm	1"/25mm
Density 3.0 pcf	6.5	<input type="checkbox"/> 24"/609mm	<input type="checkbox"/> 48"/1219mm	1 ¹ / ₂ "/38mm
K-value .23	8.7	<input type="checkbox"/> 24"/609mm	<input type="checkbox"/> 48"/1219mm	2"/51mm
	10.9	<input type="checkbox"/> 24"/609mm	<input type="checkbox"/> 48"/1219mm	2 ¹ / ₂ "/64mm
	13	<input type="checkbox"/> 24"/609mm	<input type="checkbox"/> 48"/1219mm	3"/76mm
	15.2	<input type="checkbox"/> 24"/609mm	<input type="checkbox"/> 48"/1219mm	3 ¹ / ₂ "/89mm
	17.4	<input type="checkbox"/> 24"/609mm	<input type="checkbox"/> 48"/1219mm	4"/102mm

Contact your local Owens Corning sales representative for made-to-order sizes and availability.


703 Insulation products comply with the property requirements of ASTM C 612, Type IA and IB.

Surface Burning Characteristics/Building Code Construction Classification

Products	Flame Spread	Smoke Developed	ICBO	ICC	BOCA	SBCCI
703 Unfaced	15	0	All Types	All Types	All Types	All Types
703 ASJ-faced	25	50	All Types	All Types	All Types	All Types
703 FSK-faced	25	50	All Types	All Types	All Types	All Types

700 Series Insulation complies with Uniform Building Code (ICBO), National Building Code (BOCA), Standard Building Code (SBCCI) and International Building Code (ICC) model code requirements for building construction types listed above.

SelectSound® Black Acoustic Blanket Fiber Glass



SelectSound® Black acoustic blanket is designed to provide excellent acoustical performance for walls in multiplex theaters, sound studios and performing arts centers. SelectSound® Black acoustic blanket is also ideal for use above suspended metal ceiling systems. Depending on specified thickness, SelectSound® Black acoustic blanket absorbs up to 100% of the sound striking its surface.

SelectSound® Black acoustic blanket helps provide the highest quality audio reproduction by reducing sound reverberation within spaces. Sound transfer from space to space is also noticeably reduced.



Technical Data

	Width	Length	Thickness
SelectSound®	□ 72"/1824mm	□ 70'/21.94m	1"/25mm
Black acoustical blanket	□ 72"/1824mm	□ 50'/15.24m	2"/51mm

SelectSound® Black acoustical blanket complies with the property requirements of ASTM C 553, Type III, 250 °F maximum use temperature. The noise reduction coefficients of SelectSound® Black acoustic blanket were derived from tests conducted in accordance with ASTM C 423 on a Type A mounting.

Surface Burning Characteristics/Building Code Construction Classification

Flame Spread	Smoke Developed	ICC	ICBO	BOCA	SBCCI
25*	50	All Types	All Types	All Types	All Types

* The surface burning characteristics of these products have been determined in accordance with UL 723 and CAN/ULC-S102-M. These standards should be used to measure and describe the properties of materials, products or assemblies in response to heat and flame under controlled laboratory conditions and should not be used to describe or appraise the fire hazard or fire risk of materials, products or assemblies under actual fire conditions. However, results of this test may be used as elements of a fire risk assessment which takes into account all of the factors which are pertinent to an assessment of the fire hazard of a particular end use. Values are reported to the nearest 5 rating.


Acoustical Performance

Thickness	Mounting Type	1/3 Octave Band Center Frequency (Hz)						NRC*
		125	250	500	1000	2000	4000	
1"/25mm	A	0.10	0.34	0.64	0.87	0.91	0.91	0.70
2"/51mm	A	0.27	0.80	1.12	1.07	1.02	1.01	1.00

* ASTM C518

These data were collected using a limited sample size and are not absolute values. Reasonable tolerances must therefore be applied. All tests were conducted in accordance with ASTM C 423, Type A mounting (material placed against a solid backing such as a block wall). Owens Corning Granville Science & Technology Acoustics Lab is National Voluntary Laboratory Accreditation Program (NVLAP) approved.

SelectSound® Black Acoustic Board Fiber glass



SelectSound® Black acoustic board is designed to provide excellent acoustical performance for multiplex theaters, sound studios and performing arts centers.

Depending on specified thickness, SelectSound® Black acoustic board absorbs up to 100% of the sound striking its surface.

SelectSound® Black acoustic board helps provide the highest quality audio reproduction by reducing sound reverberation within spaces. Sound transfer from space to space is also noticeably reduced.

Technical Data

	Width	Length	Thickness
SelectSound®	□ 48"/1219mm	□ 96"/2438mm	1"/25mm
Black acoustical board	□ 48"/1219mm	□ 96"/2438mm	2"/51mm

SelectSound® Black acoustic board can also be supplied precut in sizes up to 48" x 96" to fit specific dimensional requirements. Precut boards improve labor productivity by speeding installation.

The noise reduction coefficients of SelectSound® Black acoustic board were derived from tests conducted in accordance with ASTM C 423 on a Type A mounting.

Surface Burning Characteristics/Building Code Construction Classification

Flame Spread	Smoke Developed	ICC	ICBO	BOCA	SBCCI
25*	50	All Types	All Types	All Types	All Types

* The surface burning characteristics of these products have been determined in accordance with UL 723 and CAN/ULC-S102-M. These standards should be used to measure and describe the properties of materials, products or assemblies in response to heat and flame under controlled laboratory conditions and should not be used to describe or appraise the fire hazard or fire risk of materials, products or assemblies under actual fire conditions. However, results of this test may be used as elements of a fire risk assessment which takes into account all of the factors which are pertinent to an assessment of the fire hazard of a particular end use. Values are reported to the nearest 5 rating.

Acoustical Performance

Thickness	Mounting Type	1/3 Octave Band Center Frequency (Hz)						NRC*
		125	250	500	1000	2000	4000	
1"/25mm	A	0.06	0.25	0.62	0.91	0.99	0.98	0.70
2"/51mm	A	0.18	0.71	1.12	1.12	1.03	1.02	1.00

Derived from test conducted in accordance with ASTM C 423, Type A mounting (material placed against a solid backing such as a block wall).

Advanced ThermaCube Plus® Loosefill Insulation



Advanced ThermaCube Plus® loosefill fiber glass insulation offers enhanced engineering and unique cube-shaped bits offering more uniform coverage than standard loosefill. The cube shapes "tumble" into nooks and crevices to provide complete coverage and a smooth finish.

Technical Data

Open Attic Applications
Nominal Bag Weight: 35 lbs

R-value	Minimum Bags/1,000 net ft ²	Maximum Coverage/Bag (ft ²)	Minimum Weight/Sq Ft (Lbs)	Minimum Thickness (inches)
11	5.5	182	0.193	4 ³ / ₄
13	6.5	153	0.228	5 ¹ / ₂
19	9.5	105	0.334	8
22	11.1	90	0.388	9 ¹ / ₄
26	13.2	76	0.459	10 ³ / ₄
30	15.2	66	0.531	12 ¹ / ₄
38	19.2	52	0.676	15 ¹ / ₂
44	22.2	45	0.786	17 ³ / ₄
49	25.0	40	0.878	19 ¹ / ₂

Surface Burning Characteristics/Building Code Construction Classification

Flame Spread	Smoke Developed	ICC	ICBO	BOCA	SBCCI
25	50	All Types	All Types	All Types	All Types

These products conform to the product requirements of ASTM C 764 Type I, Category 2.

R-values are determined in accordance with ASTM C687 and ASTM C518. (See chart above).


Conforms to Department of Energy material standards.

Passes the requirements of ASTM E136 and is considered noncombustible by the model building codes.

This product is non-corrosive, does not absorb moisture and does not support mold growth.

Conforms to the quality standards of the state of California.

ThermaGlas® Fiber Glass Loosefill Insulation



ThermaGlas® fiber glass loosefill insulation is an alternative to roll or batt insulation in attics, new construction and retrofit applications.

Technical Data

Nominal bag weight: 35 lbs.

R-value*	Minimum bags/1,000 net sq. ft.	Maximum coverage/bag (sq.ft.)	Minimum weight/sq.ft. (lbs.)	Minimum thickness (inches)
11	6.9	145.3	0.240	4 ¹ / ₄
13	8.1	123.5	0.283	5
19	12.1	82.4	0.425	7 ¹ / ₂
22	13.8	72.7	0.482	8 ¹ / ₂
26	16.2	61.8	0.567	10
30	19.0	52.6	0.666	11 ³ / ₄
38	23.9	41.9	0.836	14 ³ / ₄
40	25.1	39.8	0.878	15 ¹ / ₂
44	27.9	35.8	0.978	17 ¹ / ₄
49	30.8	32.5	1.077	19

*The higher the R-value, the greater the insulating power. Ask your seller for the fact sheet on R-values.

Surface Burning Characteristics/Building Code Construction Classification

Flame Spread	Smoke Developed	ICC	ICBO	BOCA	SBCCI
5	5	All Types	All Types	All Types	All Types

ThermaGlas® fiber glass loosefill insulation conforms to the product requirements of ASTM C764 Type I (pneumatic application), Category 2 (material category is not a test for fire characteristics).

R-values are determined in accordance with ASTM C687 and ASTM C518. (See chart above).

Conforms to Department of Energy material standards.

Passes the requirements of ASTM E136 and is considered noncombustible by the model building codes.

This product is non-corrosive, does not absorb moisture and does not support mold growth.

Conforms to the quality standards of the state of California.

raft-R-mate® Attic Rafter Vents



Technical Data

Width	Length	Vents/Bag
<input type="checkbox"/> 22 1/2"/572mm	<input type="checkbox"/> 48"/1219mm	50

Caution: Combustible. raft-R-mate attic rafter vents will ignite if exposed to fire of sufficient heat and intensity.

raft-R-mate® is a polystyrene sheet shaped to prevent attic or rafter cavity insulation (batt or blown) from covering eave or soffit vents, or from expanding to fill cavity airways and restricting airflow.

QuietZone® Acoustic Batts



Technical Data

Wood Frame Construction

Width	Length	Thickness
<input type="checkbox"/> 15"/381mm	<input type="checkbox"/> 93"/2362mm	<input type="checkbox"/> 3 1/2"/89mm
<input type="checkbox"/> 15"/381mm	<input type="checkbox"/> 105"/2667mm	<input type="checkbox"/> 3 1/2"/89mm
<input type="checkbox"/> 15 1/2"/393mm	<input type="checkbox"/> 93"/2362mm	<input type="checkbox"/> 5 1/2"/139mm
<input type="checkbox"/> 23"/584mm	<input type="checkbox"/> 93"/2362mm	<input type="checkbox"/> 3 1/2"/89mm
Unfaced*		
<input type="checkbox"/> 15 1/4"/387mm	<input type="checkbox"/> 93"/2362mm	<input type="checkbox"/> 3 1/2"/89mm
<input type="checkbox"/> 15 1/4"/387mm	<input type="checkbox"/> 105"/2667mm	<input type="checkbox"/> 3 1/2"/89mm
<input type="checkbox"/> 23 1/4"/590mm	<input type="checkbox"/> 93"/2362mm	<input type="checkbox"/> 3 1/2"/89mm

Dimensional stability - Linear shrinkage less than 0.1%, Water absorption max. by volume less than 0.05%
* Limited geographic offering.

Surface Burning Characteristics/Building Code Construction Classification


Products	Flame Spread	Smoke Developed	ICBO	ICC	BOCA	SBCCI
Unfaced	25	50	All Types	All Types	All Types	All Types
Kraft-faced	N/R	N/R	III, IV, V	III, IV, V	III, IV, V	III, V, VI

Kraft facing will burn and must not be left exposed. Protect facing from open flame or heat source.

- Unfaced*
- Kraft-faced

QuietZone® is fiber glass acoustic batt insulation designed to absorb sound vibrations in wall, floor and ceiling applications for noise control.

Sonobatts® Insulation Fiber Glass



Technical Data

R-value*	Width	Length	Thickness
11	<input type="checkbox"/> 24"/609mm	<input type="checkbox"/> 48"/1219mm	3 1/2"/89mm
19	<input type="checkbox"/> 24"/609mm	<input type="checkbox"/> 48"/1219mm	6 1/4"/159mm
30	<input type="checkbox"/> 24"/609mm	<input type="checkbox"/> 48"/1219mm	9 1/2"/241mm
38	<input type="checkbox"/> 24"/609mm	<input type="checkbox"/> 48"/1219mm	12"/305mm

* Unfaced Sonobatts® Insulation complies with the property requirements of ASTM C 665, Type I and ASTM E 136. Kraft-faced Sonobatts® Insulation complies with the property requirements of ASTM C 665, Type II, Class C.

Surface Burning Characteristics/Building Code Construction Classification

Products	Flame Spread	Smoke Developed	ICBO	ICC	BOCA	SBCCI
Unfaced	10	10	All Types	All Types	All Types	All Types
Kraft-faced	N/R	N/R	III, IV, V	III, IV, V	III, IV, V	III, V, VI

Sonobatts® Insulation complies with Uniform Building Code (ICBO), National Building Code (BOCA), Standard Building Code (SBCCI) and International Building Code (ICC) model code requirements for building construction types listed above.

Kraft facing on Sonobatts® Insulation will burn and must not be left exposed. The facing must be installed in substantial contact with an approved ceiling construction material. Protect facing from open flame or heat source. Unfaced insulation surface has been tested according to UL 181 air erosion test and can be used for air velocities


Unfaced

Unfaced Sonobatts® Insulation is designed to provide additional thermal and acoustical control when used above a suspended ceiling system. Sonobatts® are composed of glass fiber insulation.

Kraft-faced Perm Rating 1

Kraft-faced Sonobatts® Insulation is designed to provide additional thermal and acoustical control when used above a suspended ceiling system. Sonobatts® are composed of glass fiber insulation with a strong asphalt-coated kraft facing on one side.

Sound Attenuation Batts Fiber Glass



Technical Data

	R-value	Width	Length	Thickness
Metal Frame Construction	8	<input type="checkbox"/> 16"/406mm <input type="checkbox"/> 24"/609mm	<input type="checkbox"/> 96"/2438mm	2 1/2"/64mm
Construction	11	<input type="checkbox"/> 16"/406mm <input type="checkbox"/> 24"/609mm	<input type="checkbox"/> 96"/2438mm	3 1/2"/89mm

Sound Attenuation Batt Insulation complies with the property requirements of ASTM C 665, Type I and ASTM E 136.

Surface Burning Characteristics/Building Code Construction Classification

Products	Flame Spread	Smoke Developed	ICBO	ICC	BOCA	SBCCI
Unfaced	10	10	All Types	All Types	All Types	All Types

Sound Attenuation Batt Insulation complies with Uniform Building Code (ICBO), National Building Code (BOCA), Standard Building Code (SBCCI) and International Building Code (ICC) model code requirements for building construction types listed above.

Unfaced

Sound Attenuation Batts are designed for use in interior partition systems where sound control between rooms is required. Sound Attenuation Batts, composed of unfaced glass fiber insulation, can improve partition STC ratings by up to 10 dbs.

Acoustical Performance

Thickness	Mounting Type**	1/3 Octave Band Center Frequency (Hz)						
		125	250	500	1000	2000	4000	NRC*
2 1/2"	A	0.21	0.62	0.93	0.92	0.91	1.03	0.85
3 1/2"	A	0.48	1.00	1.12	1.03	0.97	0.96	1.05
2 1/2"	E-405	0.59	0.84	0.79	0.94	0.96	1.12	0.90
3 1/2"	E-405	0.73	0.98	0.98	1.05	1.08	1.15	1.00

*Noise Reduction Coefficient

**Type A - Material placed against a solid backing such as a block wall.

E-405 - Material placed over a 16 inch air space. Data includes facings exposed to sound source, if specified.